

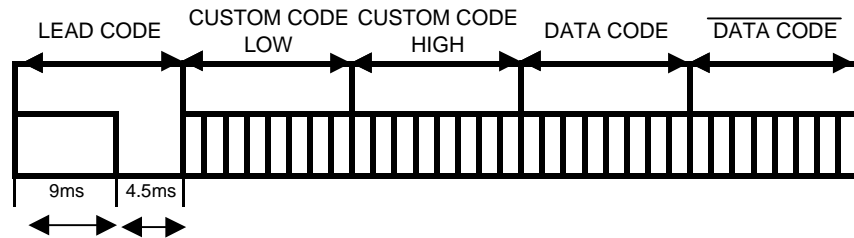
1. Infrared Remote- Control Transmitter Signal Codes

1.1 Remote-control system infrared ray system data rate

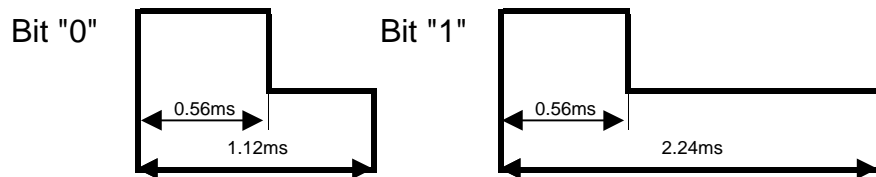
$$f_{osc}=455\text{KHz} \quad f_c=f_{osc}/12=37.917\text{KHz}$$

1.2 Signal Code Timing Chart

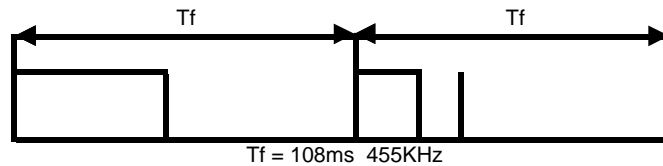
one pulse



Bit description




Frame interval



2. Transmission data code table

2.1 Key Function Codes

CUSTOM CODE: 30CFH

MONITOR FUNCTIONS	KEY NO.	FUNCTION	DATA CODE
☆	K1	POWER TOGGLE	17
	K2	ATTENTION	0B
	K3	1	0D
	K4	2	0E
	K5	3	0F
	K6	4	16
	K7	5	1D
	K8	6	1E
	K9	7	1F
	K10	8	04
	K11	9	05
	K12	AV/TV	05
	K13	0/+10	07
☆	K14	 MUTE	0C
	K15	CH +	09
☆	K16	ZOOM	10
☆	K17	VOL +	11
	K18	CH -	42
☆	K19	PIP	00
	K20	VOL -	14
☆	K21	▲	19
☆	K22	◀ —	15
☆	K23	▶ +	12
☆	K24	▲	8
☆	K25	MENU BACK	1C
☆	K26	MENU EXIT	1A
☆	K27	MENU NEXT	59
	K28	REPEAT	5E
☆	K29	FREEZE	5D
☆	K30	S-VIDEO	5C
☆	K31	PC VGA RGB	18
☆	K32	SD YCrCb	58
☆	K33	COMPOSITE 1	5A

HD SDI 1 61
 HD SDI 2 62
 HD YPbPr 60
 DVI 63
 COMPOSITE2 5B
 Soft Power ON 20
 Soft Power OFF 21