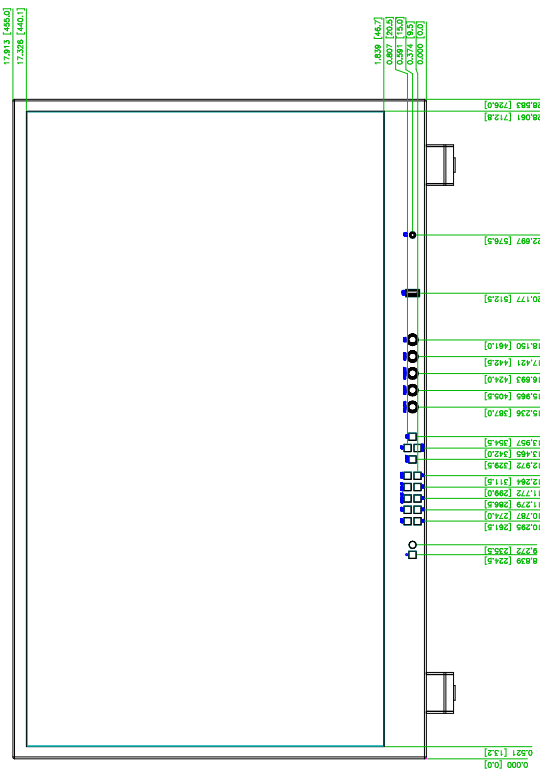
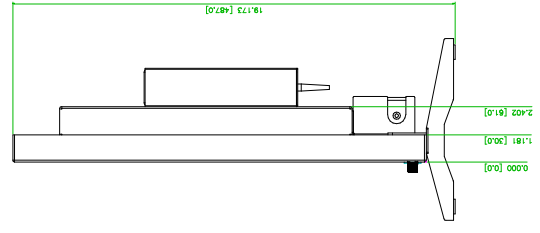
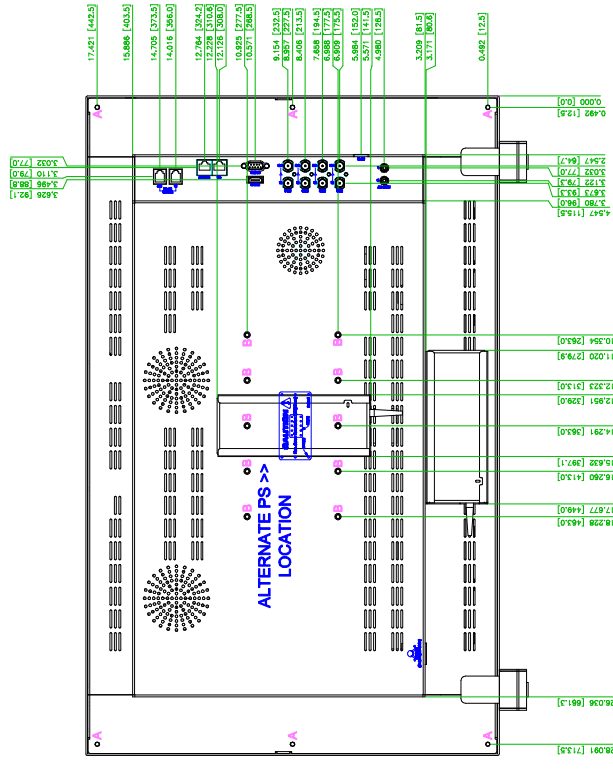




- 4K 12G SDI Single or QuadLink with looping outputs, and HDMI 2.0
- Quad Link Display (Square Division, 2 Sample Interleave)
- HDMI inputs accepts up to 2160p, HDMI 2.0, supporting HDCP
- High Dynamic Range (HDR) Formats: PQ-2084, Hybrid Log Gamma, S-Log3
- Monitor Remote Control via: IR, Ethernet, GPI, RS-422, and RS-232
- Waveform, Vectorscope, 16 Audio Channels Bar Graphs with De-embedder (SDI)
- Custom 3D LUT file Import through USB by Menu
- USB Firmware Upgrades
- Peaking filter & False color
- Time code, Closed Caption 608, 708, UMD displays
- Markers • H/V Flip • Blue/Mono • H/V delay
- Multi Aspect Ratios • 3 Color Tally Lamps • Aluminum Cabinet
- Light weight • Carrying Handle • Tilting Feet • Anti-Glare

SPECIFICATIONS	
Active Area (Diagonal)	31.5" / 800.1 mm
<b>MODES</b>	
High & Standard Definition Video Modes	4096x2160 (23.98/24/25/29.97/30/50/59.94/60p), 3840x2160 (23.98/24/25/29.97/30/50/59.94/60p) Native Support 2048x1080p (23.98/24), 1920x1080p (23.98/24/25/30pSF, 23/24/25/29/30p) Native Frame Rate Support 1920x1080i (50/59.94/60), 1280x720p (24/25/30/50/59.94/60p), 480i (59.94i), & 576i (50i) Native Frame Rate Support HDMI: 480p / 720p / 1080p / 2160p; All in their Native Frame Rates
<b>INPUTS</b>	
Digital Video Inputs (SDI, SFP)	12G/3G/HD/SD SDI; SMPTE ST 2082-10 / SMPTE ST 424&425 / SMPTE 292M / SMPTE 296M / SMPTE 125 / ITU-R BT656 (Single or Quad Link; DualLink not supported)
Digital Video Input (HDMI)	Up to 2160p (3840x2160 & 4096x2160), with 4:2:0 Color support
<b>DISPLAY</b>	
Aspect Ratios	Full Screen, 16:9, 4:3, 14:9, 13:9, 1.85:1, 2.85:1, Pixel to Pixel
Pixel RGB Trio, Pitch, Depth, Colors	3840x2160V UHD Pixel Array (16:9); 0.182 mm x 0.182 mm; True 10 bit 1.073 Billion colors
Gamut	99% DCI P3, 78% 2020 coverage
Brightness, typical	540 cd/m <sup>2</sup> Peak
Contrast Ratio	1,000,000 : 1 (min)
Color Processor	10 bit Color Processor, 1.073 Billion colors on screen
Viewing Angle, contrast>10	R/L 178°, U/D 178° (Typ)
Panel Response Time; Latency	Panel: 0.1 ms (t <sub>r</sub> +t <sub>d</sub> ); 1 frame (16.8/21.2 ms [p60/p48])
<b>CONTROLS</b>	
User Controls	15 direct buttons: On/Standby, SDIs, SFP, 2SI, QUAD, HDMI, F1-5, Menu, SEL/Input, Up, Down, 5 Knobs Adjust
Remote Controls	IR, TCP/IP, RS-422, RS-232, GPI
<b>LIGHT</b>	
Light Source (standard)	OLED Direct-View Display (4 <sup>th</sup> Generation)
LED Life	30,000 hrs, min
<b>CONNECTORS</b>	
Video Connectors, BNC	BNCx8: SDI 1&2- 12G & Loops; SDI 3&4 - 3G SDI & Loops (for Quad UHD Input); SD/HD/UHD SFP Cage, MSI
Video Connector, SFP	SFP Cage, MS J SD/HD/UHD
HDMI Connectors	HDMI Type A 19x1, up to HDMI 2.0 signals
<b>POWER</b>	
DC Power	24 VDC ±10%, 85W max
DC Connector	XLR-5M (pin 1,2=Gnd, pin 4,5=+volts)
AC Power (detached power supply included)	90-264 VAC, 50/60 Hz
AC Power Connector	IEC 320-C14 3 pin grounded male inlet
<b>DISPLAY</b>	
Window (Display Area)	27.59 x 15.57" / 701 x 396mm
Cabinet Dimensions	28.58 x 17.91 x 2.40" / 726 x 455 x 61mm (exclusive of power supply)
Weight	15.7 lb / 7.1 kg
Operating (full spec)	0 ~ +50°C, non-condensing, 0 ~ 10,000 feet (3,048m)
Storage	-20 ~ +60°C, non-condensing, 0 ~ 40,000 feet (12,192m)



**NOTE: REMOVABLE TILT FEET**

**TABLE OF FASTENERS**

MARK	QTY	DEPTH MAX
A	10-32 INSERTS (MOUNTING)	6 0.472"/12 mm
B	M5 INSERTS (200mm*100mm VESA)	10 0.472"/12 mm

**NOTE: MOUNT MONITOR WITH A OR B HOLES ONLY**

OUTLINE, x4k31HDR5-OLED 6430 A1